

**REPORT TO:** Urban Renewal Policy and Performance Board

**DATE:** 21<sup>st</sup> January 2009

**REPORTING OFFICER:** Strategic Director Corporate and Policy

**SUBJECT:** Local Area Agreement Performance Report

**WARDS:** Borough-wide

**1. PURPOSE OF REPORT**

To report on progress towards meeting Local Area Agreement targets at the end of the first six months of the Agreement.

**2. RECOMMENDATION THAT:**

- i. The report is noted.
- ii. The Board considers whether it requires any further information on the actions being taken to deliver the LAA targets.

**3. SUPPORTING INFORMATION**

The revised Local Area Agreement (LAA) was signed off by the Secretary of State in June 2008. The purpose of the LAA is to agree a set of targets for Halton with government and local partners. Named partners have a duty to co-operate in striving to achieve these targets. There are 34 indicators in the LAA, plus a further 16 statutory education and early years targets. The agreement covers the period April 2008 to March 2011.

A report on progress over the first 6 months of the Agreement is attached at Appendix 1, covering those indicators which fall within the responsibilities of this particular Policy and Performance Board.

Given that the Agreement was only signed in June, this first progress report reflects a very early stage in the Agreement's life. In reading the report members should bear in mind that:

1. As all the national indicators are built into service plan monitoring, the information in the appendix has already been before the Board. The intention of this report is pick out the LAA indicators from the different service plans so that it is possible to see a clearer picture of progress overall.
2. Some indicators are only reported annually, so in those cases no progress report is yet available.

#### **4. LAA REVIEW AND REFRESH**

A process has just begun to “Review and refresh” the LAA with government office. The main purpose is:

1. To fill in the gaps – by February 2009 information should be available to fill in the missing baselines and targets.
2. To update baselines and targets for a small number of indicators following changes to definitions.
3. To consider if there are significant changes in context which make it necessary to amend targets even at this early stage (for example, the impact of the recession).

#### **5. CONCLUSION**

This is an early stage in the progress of the Local Area Agreement, but it is an opportunity to take stock of current progress and to check that appropriate delivery plans are in place.

#### **6. POLICY IMPLICATIONS**

The Local Area Agreement acts as a delivery plan for the sustainable community strategy and as such is central to our policy framework.

#### **7. OTHER IMPLICATIONS**

Achievement of our Local Area Agreement targets has direct implications for our comprehensive area assessment. Further consideration of any areas of under-performance may give rise to other implications for the Council and its partners.

#### **8. IMPLICATIONS FOR THE COUNCIL’S PRIORITIES**

This report deals directly with progress and delivering one of our five priorities.

#### **9. RISK ANALYSIS**

The key risk is failure to improve the quality of life for residents of Halton in accordance with the objectives of our community strategy. This risk can be mitigated by regular reporting of performance, and reviewing the action being taken where under-performance occurs.

#### **10. EQUALITY AND DIVERSITY ISSUES**


One of the guiding principles of the LAA is to reduce inequalities in Halton.

**11. LIST OF BACKGROUND PAPERS UNDER SECTION 100D OF THE LOCAL GOVERNMENT ACT 1972**



Document:

Local Area Agreement 2008. Place of inspection 2<sup>nd</sup> floor Municipal Building.  
Contact officer – Rob McKenzie (0151 471 7416)



## LAA PERFORMANCE REPORT URBAN RENEWAL PPB (APRIL 08 - SEPTEMBER 2008)

Target Ref	Indicator Description	Baseline (2007/08 unless specified otherwise)	Current Performance (30.09.08)	Target 2008/09	Traffic Light	Commentary
NI 154	Net additional homes provided	522	Refer to commentary	518		<p>This indicator can only be provided on an annual basis, retrospectively, as it involves site visits to monitor development on the ground.</p> <p>The figures for 2007/08 showed a 314 net dwelling gain, although the gross dwelling gain was 546. There was significant demolition in Castlefields Runcorn, accounting for the difference between the gross and net figures.</p> <p>At the half year point, the prevailing conditions in the financial markets, the apparent restricting of mortgages and a reduction in development scheme funding means that the outlook has changed.</p> <p>Despite there being no figures available, an amber rating has been assigned to this indicator at this stage.</p>
NI 175	Access to services and facilities by public transport walking and cycling	See 4 LTP Indicators below				

**APPENDIX**

Target Ref	Indicator Description	Baseline (2007/08 unless specified otherwise)	Current Performance (30.09.08)	Target 2008/09	Traffic Light	Commentary
NI 175	LTP1A – Access to Whiston Hospital	29% (2006/07)	100% (2007/08)	100%		<p>This is an annual indicator, which will be reported to HSP Transport Board. Assessment is therefore based on 2007/08 performance. HBC has used Priorities Funding for a new 'Hospital Link' service based on pre-bookable discounted taxis. Qualifying residents can use the scheme and the average journey time by taxi is 30 mins. Targets from 2008-10 have been re-profiled</p>
NI 175	LTP1B – Access to Warrington Hospital	0% (2006/07)	100% (2007/08)	100%		<p>This is an annual indicator, which will be reported to HSLP Transport Board. Assessment is therefore based on 2007/08 performance. Introduction of the new dedicated bus service linking Halton Hospital to Warrington General by North Cheshire NHS Hospital Trust has improved access. HBC is still working closely with the Hospital Trust and the bus operators to improve conventional public transport links from other areas of the Borough. Qualifying residents are also eligible to use the 'Hospital Link' discounted taxi service, described above. The targets for 2008-10 has been re-profiled</p>

**APPENDIX**

Target Ref	Indicator Description	Baseline (2007/08 unless specified otherwise)	Current Performance (30.09.08)	Target 2008/09	Traffic Light	Commentary
NI 175	LTP1C – Access to Runcorn College Campus	84% (2006/07)	86% (2007/08)	87%		<p>This is an annual indicator, which will be reported to HSLP Transport Board. Assessment is therefore based on 2007/08 performance. Indicator affected by reduced evening frequencies on commercial service X1, but these journeys were reinstated in May 2008. Absence of further DfT 'Kickstart' funding, (originally envisaged in the Access Plan), has resulted in fewer enhancements to the commercial bus network. HBC continues to fund a pre-bookable door to door service for learners who find it difficult to use conventional public transport. Targets from 2008-10 have been re-profiled</p>
NI 175	LTP1D – Access to Widnes College Campus	89% (2006/07)	89% (2007/08)	91%		<p>This is an annual indicator, which will be reported to HSLP Transport Board. Assessment is therefore based on 2007/08 performance. Local bus network in Widnes was stable, hence overall levels of accessibility unchanged. Absence of further DfT 'Kickstart' funding (originally envisaged in the Access Plan), has resulted in fewer enhancements to the commercial bus network. Re-profiled targets for 2008-10. HBC continues to fund a pre-bookable door to door service for learners who find it difficult to use commercial public transport.</p>